

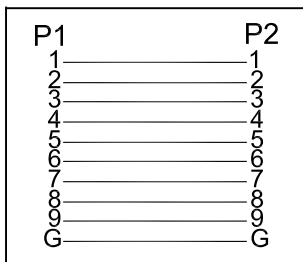
4

3

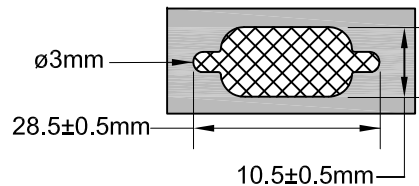
2

1

WIRING SCHEMATIC



RECOMMENDED PANEL CUTOUT



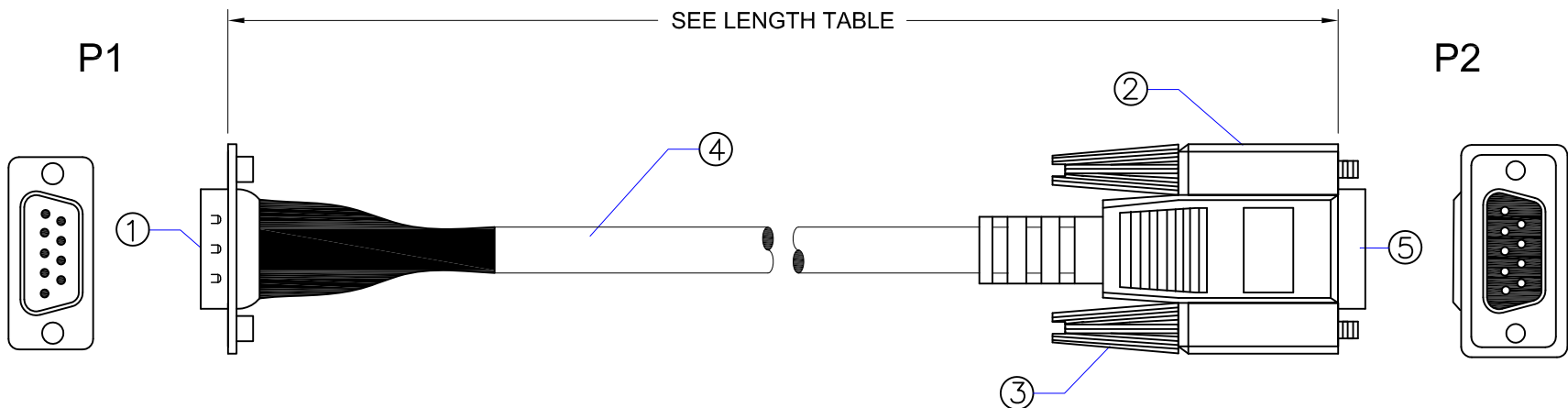
THIS PRODUCT CONTAINS PROPRIETARY INFORMATION OF OCP GROUP, INC. AND IS SUBJECT TO THE CONDITIONS THAT THE INFORMATION: (A) BE RETAINED IN CONFIDENCE, (B) NOT BE REPRODUCED OR COPIED IN WHOLE OR IN PART, (C) NOT BE USED INCORPORATED IN ANY PRODUCT EXCEPT ON AN EXPRESS WRITTEN AGREEMENT WITH OCP GROUP, INC.


REVISIONS

REV	ECN	AREA	DESCRIPTION	APP'D
A	-	-	INITIAL RELEASE	CJG

LENGTH TABLE

PART NO.	LENGTH
51-00250-01	1 FT
51-00250-02	2 FT
51-00250-03	3 FT
51-00250-04	4 FT



ITEM	DESCRIPTION/REMARKS	QTY	UNLESS OTHERWISE SPECIFIED CABLE TOLERANCE		TITLE:
6			LENGTH +/- 3%		
5	D-SUB 9 PIN FEMALE W/ GOLD PLATING	1			OCP PART NO.: SEE LENGTH TABLE
4	CABLE: 28AWG, 9 CONDUCTOR + DRAIN WIRE, SINGLE SHIELDED W/ AL-FOIL, BEIGE OUTER PVC JACKET	A/R			CUSTOMER: TBD
3	MOLDED THUMBSCREW #4-40, COLOR BEIGE	2			
2	BEIGE MOLDED PVC HOOD, FULLY SHIELDED W/AL-FOIL	2			
1	D-SUB 9 PIN MALE W/ GOLD PLATING	1			
			CONNECTOR TOLERANCE	SCALE: NTS	DATE: 11/24/09
			.XXX± LINEAR	UNITS: INCH	CHK'D: CJG
			.XX± LINEAR	DRAWN BY: EFC	APP'D: CJG
				SIZE A	DRAWING NUMBER: 51-00250-XX
					REV A
					SHEET 1/1

4

3

2

1