

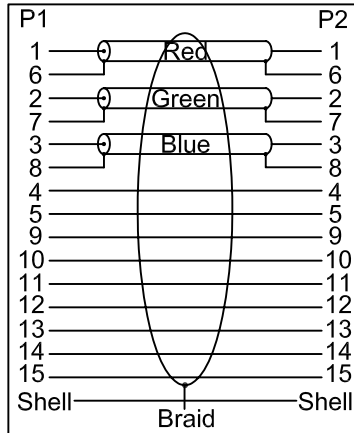
4

3

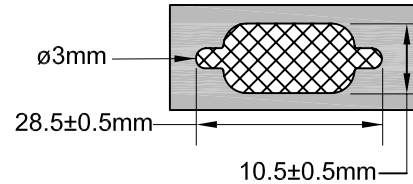
2

1

WIRING SCHEMATIC



RECOMMENDED PANEL CUTOUT



NOTE:
4-40 Hex nuts included
separately in polybag.

THIS PRODUCT CONTAINS PROPRIETARY INFORMATION OF OCP GROUP, INC. AND IS SUBJECT TO THE CONDITIONS THAT THE INFORMATION: (A) BE RETAINED IN CONFIDENCE. (B) NOT BE REPRODUCED OR COPIED IN WHOLE OR IN PART. (C) NOT BE USED INCORPORATED IN ANY PRODUCT EXCEPT ON AN EXPRESS WRITTEN AGREEMENT WITH OCP GROUP, INC.

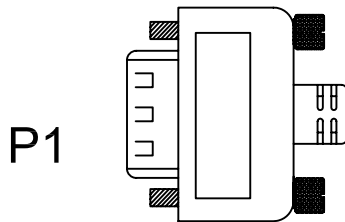
REVISIONS

DATE	REV	AREA	DESCRIPTION	APP'D
08/09	A	-	INITIAL RELEASE	CJG

TABLE LENGTH

OCP P/N	LENGTH
61-00122-01	1FT
61-00122-02	2FT
61-00122-04	4FT
61-00122-06	6FT
61-00122-050	50FT

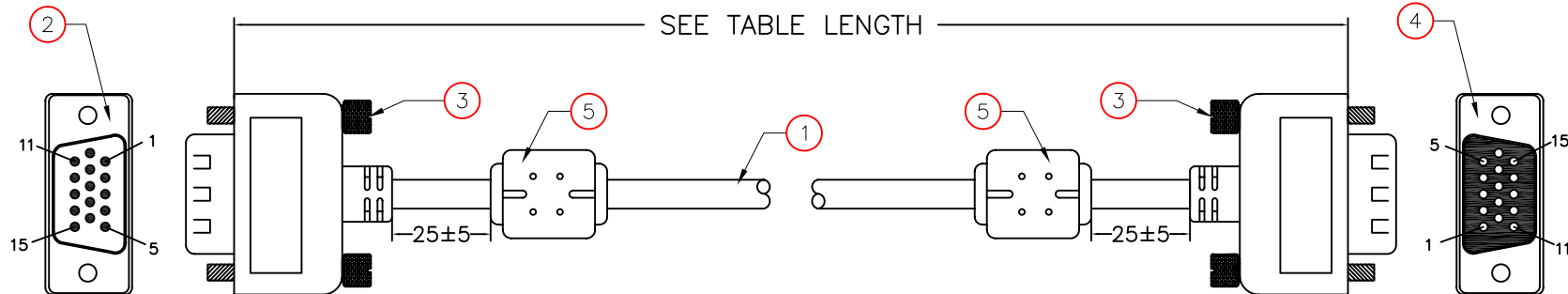
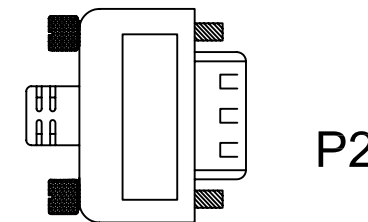
Conn.1 HD15 Molding



Electric Test :

- 100% Test, (Open, Short, Miss Wire)
- Contact Resistance : R ohm max
- Insulation Resistance : 10M ohm min
- Hi-Pot : 300V DC/10ms

Conn.2 HD15 Molding



UNLESS OTHERWISE SPECIFIED

CABLE TOLERANCE

LENGTH +/- 3%

CONNECTOR TOLERANCE

.XXX± LINEAR

.XX± LINEAR



TITLE:

CBL, ULTRA THIN, SVGA, M-F,
PANEL MOUNT OPTIONAL

OCP PART NO.: 61-00122-XXX

CUSTOMER: TBD

SCALE: FREE DATE: 09/01/09
UNITS: FT CHK'D: CJG
DRAWN BY: EFC APP'D: CJG

SIZE	DRAWING NUMBER:	REV	SHEET
-	61-00122-XXX	A	1/1

ITEM	DESCRIPTION/REMARKS	QTY
5	Ferrite Core	2
4	HDDB15 Female	1
3	Screw: 6.25*25.5 #4-40UNC Plated Ni	4
2	HD15P Male	1
1	UL20276 32AWG*3Coax+30AWG*9C+AL/MY+ BD Color PMS: 3U2X(Black) ø5.7±0.15	A/R

4

3

2

1