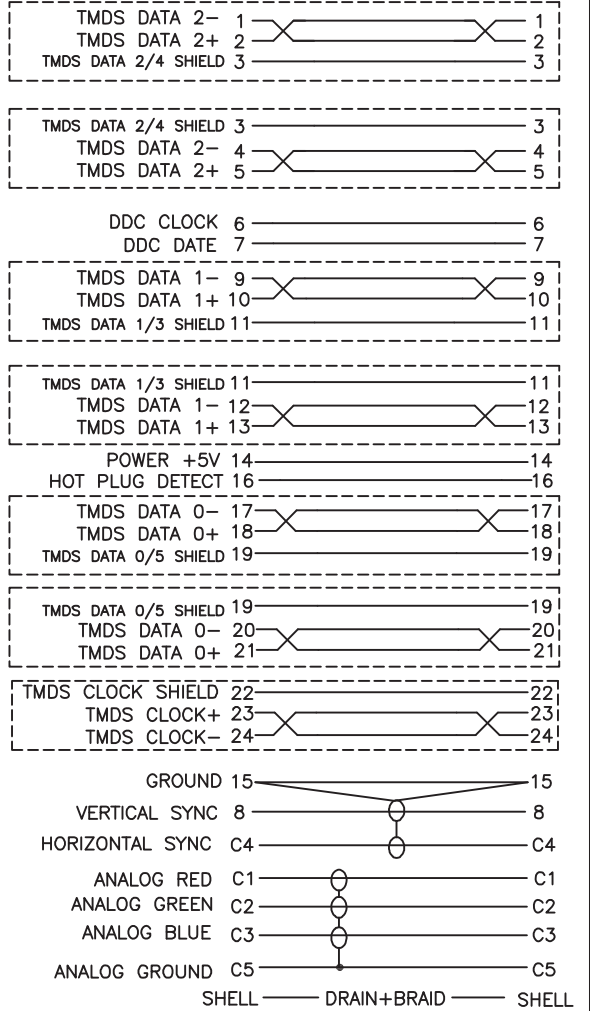


# PINOUT CONFIGURATION

DVI MALE

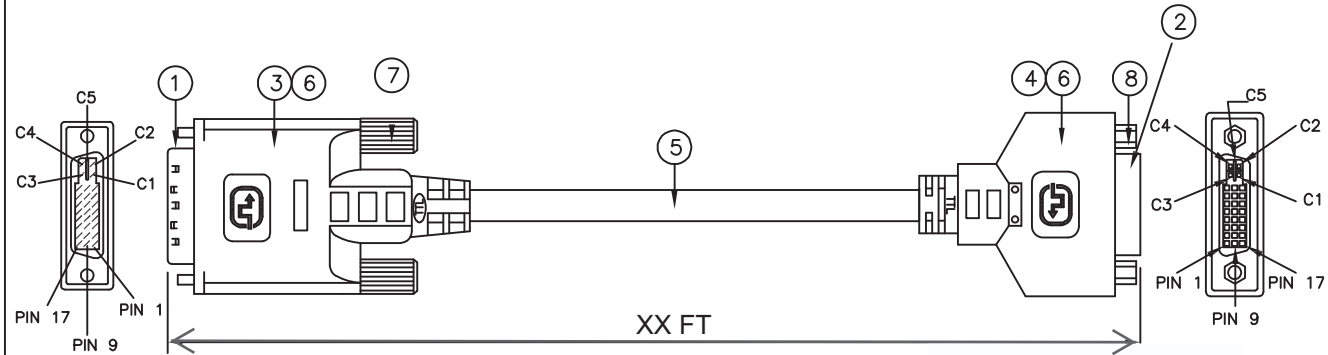
DVI FEMALE



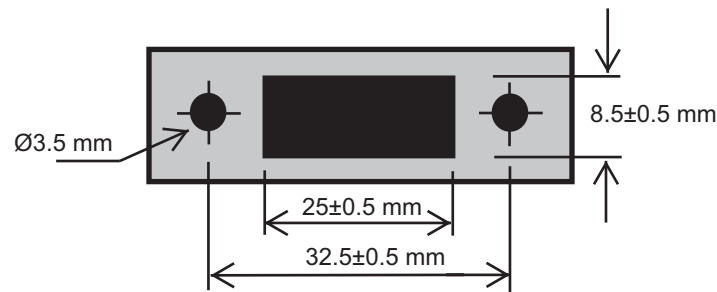
THIS PRODUCT CONTAINS PROPRIETARY INFORMATION OF OCP GROUP, INC. AND IS SUBJECT TO THE CONDITIONS THAT THE INFORMATION: (A) BE RETAINED IN CONFIDENCE. (B) NOT BE REPRODUCED OR COPIED IN WHOLE OR IN PART. (C) NOT BE USED INCORPORATED IN ANY PRODUCT EXCEPT ON AN EXPRESS WRITTEN AGREEMENT WITH OCP GROUP, INC.

## REVISIONS

DATE	REV	AREA	DESCRIPTION	APP'D
16/09	A	-	INITIAL RELEASE	CJG



## RECOMMENDED PANEL CUTOUT



8	#4/40 HEXNUT	2	UNLESS OTHERWISE SPECIFIED CABLE TOLERANCE LENGTH +/- 3%
7	#4/40 THUMBSCREW	2	
6	METAL CAN	2	
5	PVC JACKET UL20276 (30AWG COAX*5C+28AWG*7P+5C+AB)	1 FT	
4	PVC HOOD (POH)	1	CONNECTOR TOLERANCE
3	DVI-I DUAL LINK FEMALE CONNECTOR	1	
2	PVC HOOD	1	.XXX± LINEAR .XX± LINEAR
1	DVI-I DUAL LINK MALE CONNECTOR	1	
ITEM	DESCRIPTION/REMARKS	QTY	



SCALE: FREE DATE: 09/12/08  
 UNITS: FT CHK'D: CJG  
 DRAWN BY: EFC APP'D: CJG

TITLE: CBL, DVI-I, PANEL MOUNT EXT,			
OCP PART NO.: 61-00194-XX-XXX			
CUSTOMER: TBD			
SIZE	DRAWING NUMBER:	REV	SHEET
A	61-00194-XX-XXX	A	1/1