

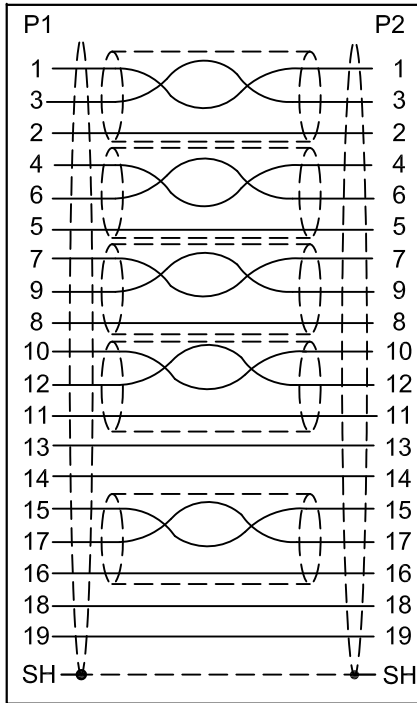
4

3

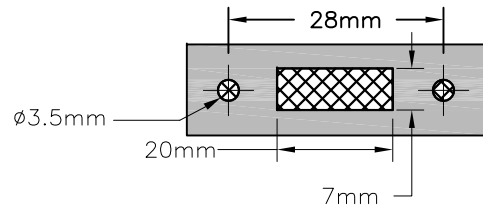
2

1

WIRING SCHEMATIC



RECOMMENDED PANEL CUTOUT



THIS PRODUCT CONTAINS PROPRIETARY INFORMATION OF OCP GROUP, INC. AND IS SUBJECT TO THE CONDITIONS THAT THE INFORMATION: (A) BE RETAINED IN CONFIDENCE. (B) NOT BE REPRODUCED OR COPIED IN WHOLE OR IN PART. (C) NOT BE USED INCORPORATED IN ANY PRODUCT EXCEPT ON AN EXPRESS WRITTEN AGREEMENT WITH OCP GROUP, INC.

REVISIONS

DATE	REV	AREA	DESCRIPTION	APP'D
08/09	A	-	INITIAL RELEASE	CJG

LENGTH TABLE

PART No.	LENGTH
61-00196-06	6FT
61-00196-04	4FT
61-00196-03	3FT
61-00196-02	2FT
61-00196-01	1FT

D

C

B

A

D

C

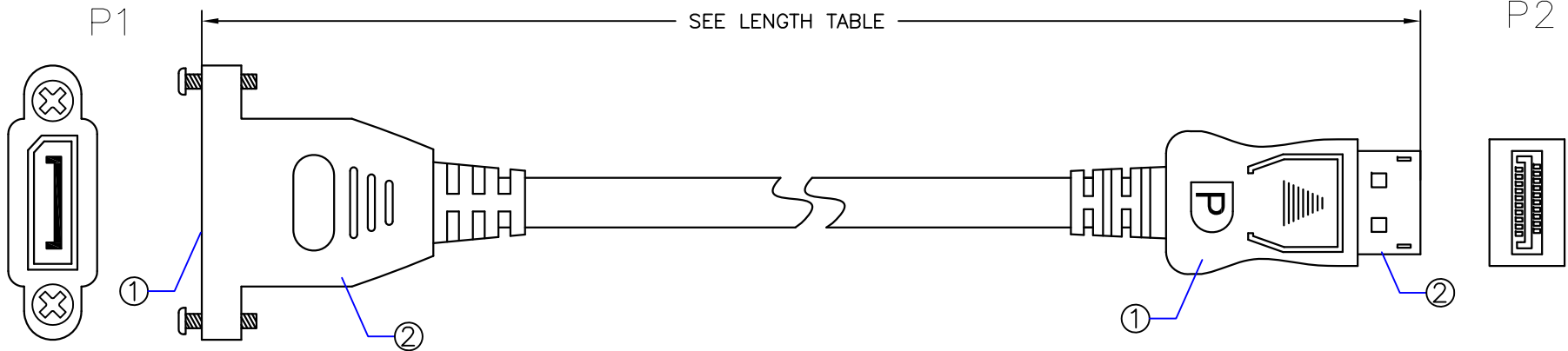
B

A

P1

SEE LENGTH TABLE

P2



UNLESS OTHERWISE SPECIFIED

CABLE TOLERANCE

LENGTH +/- 3%

CONNECTOR TOLERANCE

.XXX± LINEAR

.XX± LINEAR



SCALE: NTS DATE: 01/20/10
 UNITS: mm CHK'D: CJG
 DRAWN BY: EFC APP'D: CJG

TITLE:

DISPLAY PORT
PANEL MOUNT EXTENSION

OCP PART NO.: 61-00196-XX

CUSTOMER: TBD

SIZE	DRAWING NUMBER:	REV	SHEET
A	61-00196-XX	A	1/1

ITEM	DESCRIPTION/REMARKS	QTY
8		
7		
6		
5		
4		
3	PVC MOLDING	A/R
2	MALE DISPLAY PORT KIT GOLD PLATED CONTACTS	1
1	FEMALE DISPLAY PORT CONN. GOLD PLATED CONTACTS	1

4

3

2

1

