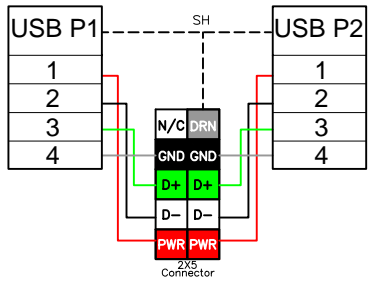
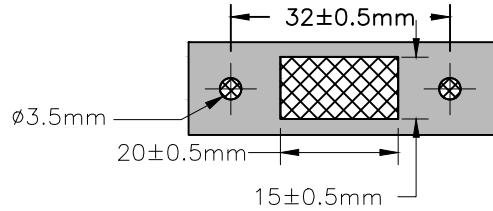


WIRING SCHEMATIC 



RECOMMENDED PANEL CUTOUT



THIS PRODUCT CONTAINS PROPRIETARY INFORMATION OF OCP GROUP, INC. AND IS SUBJECT TO THE CONDITIONS THAT THE INFORMATION: (A) BE RETAINED IN CONFIDENCE. (B) NOT BE REPRODUCED OR COPIED IN WHOLE OR IN PART. (C) NOT BE USED INCORPORATED IN ANY PRODUCT EXCEPT ON AN EXPRESS WRITTEN AGREEMENT WITH OCP GROUP, INC.


REVISIONS

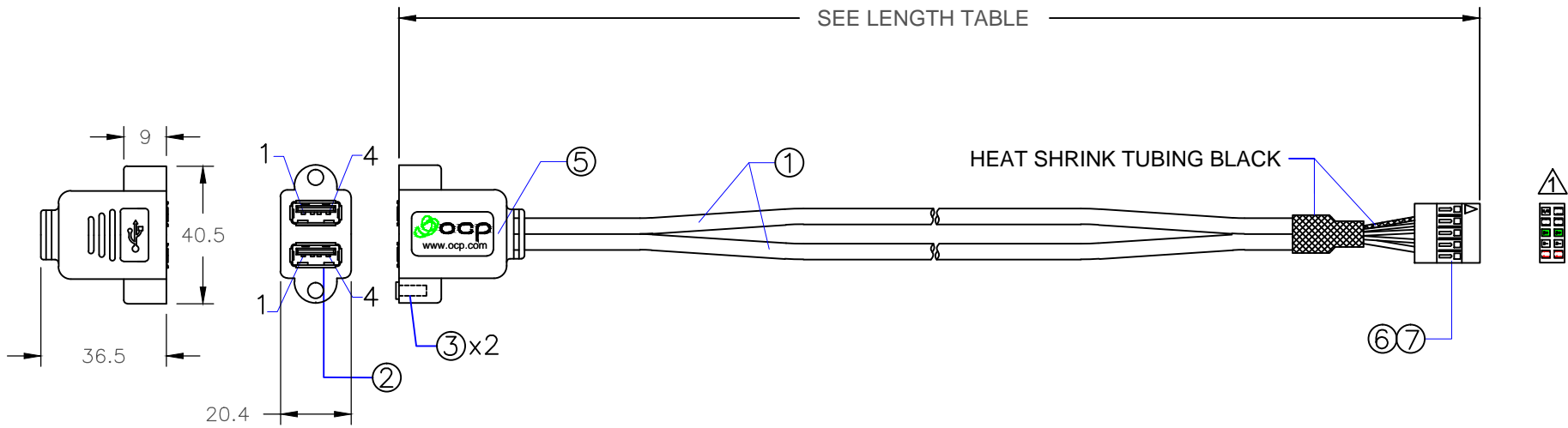
DATE	REV	AREA	DESCRIPTION	APP'D
03/11	A	-	INITIAL RELEASE	CJG

LENGTH TABLE

PART NO.	LENGTH
62-00186-01	1FT ± 0.5 INCH
62-00186-02	2FT ± 1.0 INCH
62-00186-03	3FT ± 1.0 INCH
62-00186-06	6FT ± 2.0 INCH


NOTES:

-  Always verify pin orientation of the motherboard prior to use. See wiring schematic for detail.



7	TERMINAL	9
6	10P HOUSING (2.54mm PITCH)	1
5	PVC 90 SHORE A MOLDING	A/R
4	#4-40 SCREW IN POLYBAG	2
3	#4-40 NUT (BRASS)	2
2	USB A TYPE FEMALE	1
1	UL2725, 28AWG*1P+24AWG*2C, AL/FOIL AND BRAID SHIELDING, JACKET PVC BLACK	A/R
ITEM	DESCRIPTION/REMARKS	QTY

UNLESS OTHERWISE SPECIFIED
CABLE TOLERANCE
LENGTH +/- 3%
CONNECTOR TOLERANCE
.XXX± LINEAR
.XX± LINEAR



SCALE: FREE DATE: 03/09/11
 UNITS: MM CHK'D: CJG
 DRAWN BY: DLG APP'D: CJG

TITLE:	HI-SPEED USB REV. 2.0 CABLE ASSEMBLY		
OCP PART NO.:	62-00186-XX		
CUSTOMER:	TBD		
SIZE	DRAWING NUMBER:	REV	SHEET
A	62-00186-XX	A	1/1