

4

3

2

1

PIN ASSIGNMENTS

TABLE A

THIS PRODUCT CONTAINS PROPRIETARY INFORMATION OF OCP GROUP, INC. AND IS SUBJECT TO THE CONDITIONS THAT THE INFORMATION: (A) BE RETAINED IN CONFIDENCE. (B) NOT BE REPRODUCED OR COPIED IN WHOLE OR IN PART. (C) NOT BE USED INCORPORATED IN ANY PRODUCT EXCEPT ON AN EXPRESS WRITTEN AGREEMENT WITH OCP GROUP, INC.

REVISIONS

DATE	REV	ECN	DESCRIPTION	APP'D
-	A	-	INITIAL RELEASE	BM

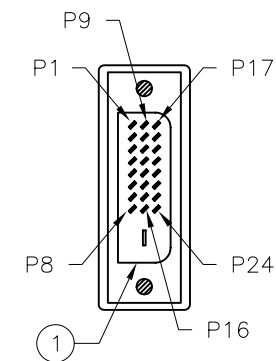
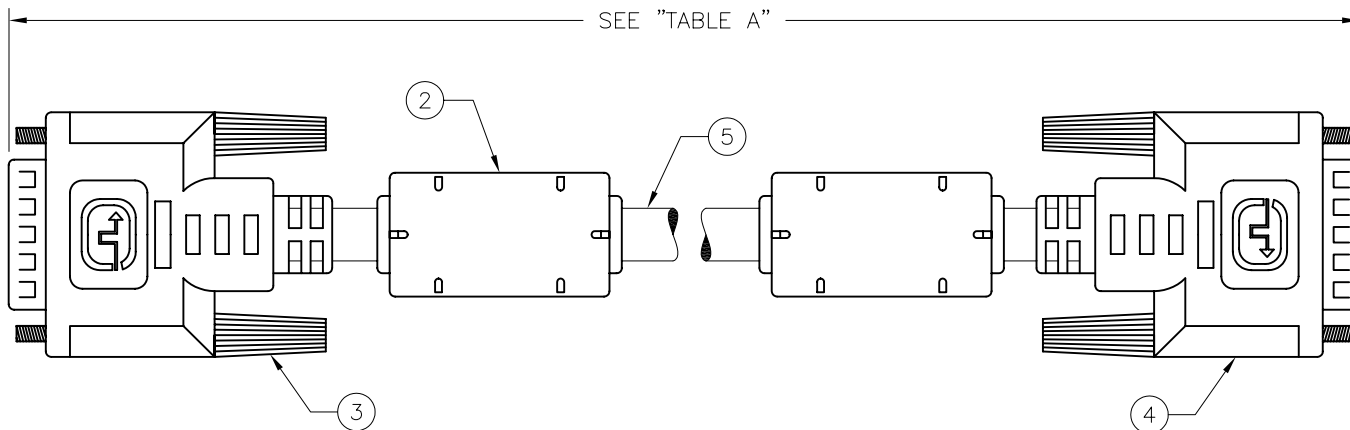
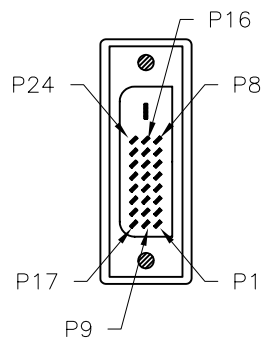
P1	P2	P1	P2
1	1	14	14
2	2	15	15
3	SHIELD	3	16
4	4	17	17
5	5	18	18
3	SHIELD	3	19
6	6	20	20
7	7	21	21
9	9	19	SHIELD
10	10	23	23
11	SHIELD	11	24
12	12	22	SHIELD
13	13	SH	SH
11	SHIELD	11	

PART NO.	LENGTH
61-00140-06	6 FT
61-00140-10	10 FT
61-00140-15	15 FT

P1

P2

SEE "TABLE A"



ITEM	DESCRIPTION/REMARKS	QTY	UNLESS OTHERWISE SPECIFIED
6			CABLE TOLERANCE
5	CABLE: UL20276 (28AWG X2C + D + FAM) X 7PCS + (28AWG X3C) + AM + B, JACKET BEIGE	A/R	UP TO 12" [304.8] .5" [12.7]
4	MOLDED PVC BEIGE	2	ABOVE 12" [304.8] .75" [19.05]
3	MOLDED THUMBSCREW #4-40	4	ABOVE 24" [609.6] 5%
2	FERRITE CORE	2	ANGLES = ±1/2 DEGREE
1	DVI MALE CONNECTOR	2	CONNECTOR TOLERANCE
			.XXX± LINEAR
			.XX± LINEAR



OCP
SAN DIEGO, CA USA

TITLE:
**DVI-D, DIGITAL, M-M,
DUAL LINK**

OCP PART NO.: SEE "TABLE A"

CUSTOMER: TBD

SCALE: NTS DATE: 05/11/06
UNITS: INCH CHK'D: BM
DRAWN BY: OA APP'D: BM

SIZE	DRAWING NUMBER:	REV	SHEET
A	61-00140-XX	A	1/1

4

3

2

1