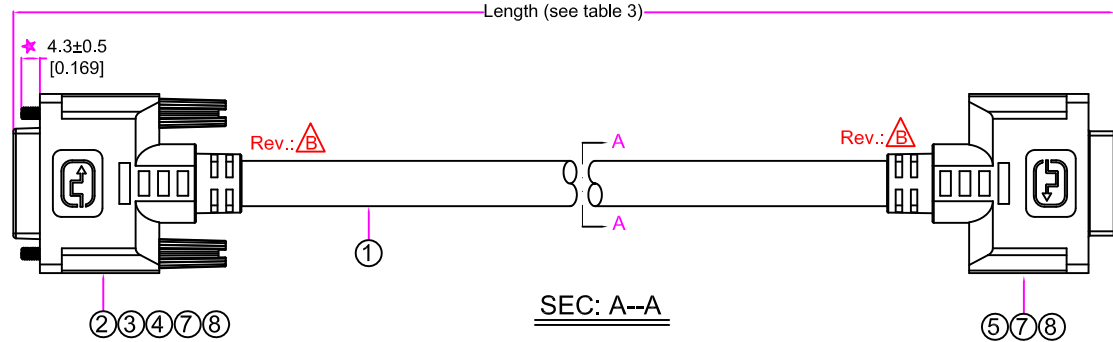
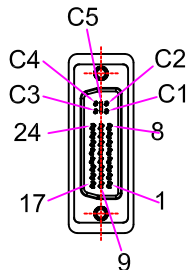


8 7 6 5 4 3 2 1

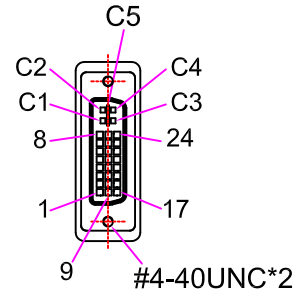
Figure1. Drawing and dimensions

REVISIONS		
Rev.	DESCRIPTION	DATE
A	INITIAL RELEASE	28 Dec, 2015
B	Revise overmold, Added P/N (see table 3)	14 Jan, 2016
B	Revise wire arrange in wiring diagram (see sheet 2 of 2)	14 Mar, 2016

P1 (DVI 24+5 M)



P2 (DVI 24+5 F)



SEC: A--A

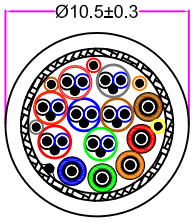
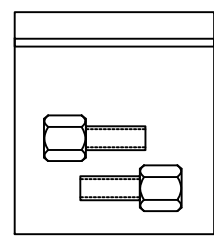


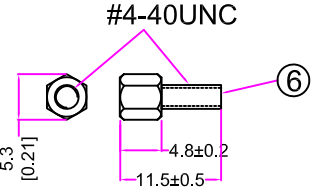
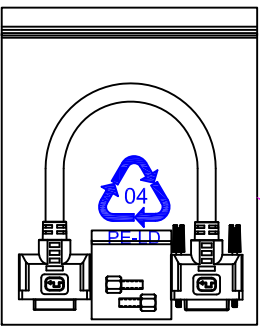
Table 3. Rev.: B

No.	PART NUMBER	Length
1	61-00194-01	305±15mm (1±0.0493FT)
2	61-00194-02	610±20mm (2±0.0657FT)
3	61-00194-03	915±20mm (3±0.0657FT)
4	61-00194-04	1220±30mm (4±0.0985FT)
5	61-00194-06	1830±30mm (6±0.0985FT)

2pcs per PE Bag



1set per PE Bag



ELECTRICAL CHARACTERISTICS:

- Contact resistance: <math>< 1.5 \Omega</math>
- Insulation resistance: 500V/DC, >20M Ω
- All cable assemblies to be 100% tested for continuity, short & miswire.

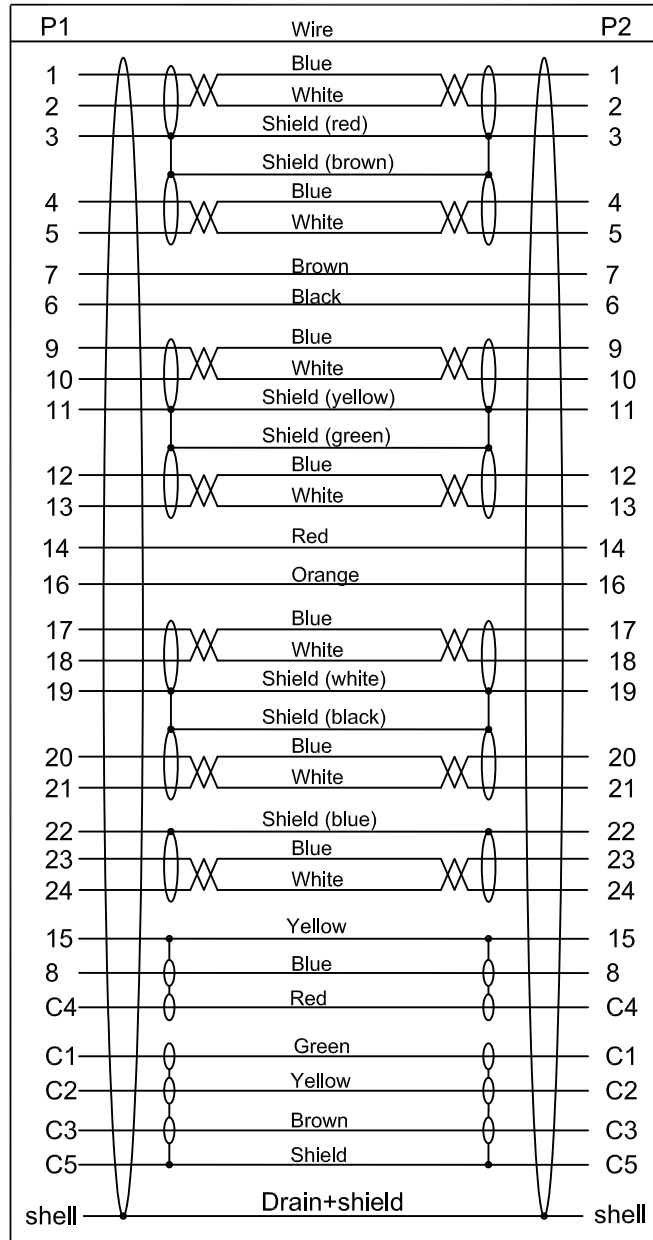
NOTES:

- All materials must conform with RoHS Directive.

UNLESS OTHERWISE SPECIFIED: DIMENSIONS ARE IN MILLIMETERS [INCH] TOLERANCES ARE: .X ±0.5 ANGULAR ±0.5° .XX ±0.20 .XXX ±0.100	DRAWN BY Zoism		CONNECT WITH CONFIDENCE	
	CHECKED BY Kk So		APPROVED BY	OCP CHINA P/N:
PROPRIETARY AND CONFIDENTIAL THE INFORMATION CONTAINED IN THIS DRAWING IS THE SOLE PROPERTY OF DESIGNS FOR OCP CHINA. ANY REPRODUCTION IN PART OF AS WHOLE WITHOUT THE WRITTEN PERMISSION OF DESIGNS FOR OCP CHINA IS PROHIBITED.		OCP P/N: (see table 3)	PROJECT NO.:	
		CUSTOMER P/N:	DRAWING NO.:	
		CUSTOMER REV.LEVEL:	REV.: B	
		CUSTOMER NAME:	UNITS: mm / inch	SCALE: Free
			SIZE: A4	SHEET 1 OF 2

8 7 6 5 4 3 2 1

Table 2. Wiring diagram




REVISIONS

Rev.	DESCRIPTION	DATE
A	INITIAL RELEASE	28 Dec, 2015
B	Revise overmold, Added P/N (see sheet 1 of 2)	14 Jan, 2016
B	Revise wire arrange in wiring diagram	14 Mar, 2016

Table 1. Bill of Materials

⑩	JD1181508001	Zip PE bag, 180*150mm
⑨	JD1604006001	Zip PE bag, 60*40mm
⑧	X	Heat shrinking tube
⑦	X	Overmold:PVC 45P,color: black
⑥	X	Hexnut, #4-40UNC, nickel plated.
⑤	X	DVI-I socket, 24+5, solder type, insulation:black, contact: gold-plated
④	X	Screw overmold,material:ABS,color:black
③	X	Screw, #4-40UNC, nickel plated.
②	X	DVI-I plug, 24+5, solder type, insulation:black, contact: gold-plated
①	X	Cable, UL20276 30AWG coax*5C+(28AWG+D)*7C+5C+AB+Jacket: PVC, OD:10.5mm, color: black
ITEM	MATERIAL P/N	DESCRIPTION

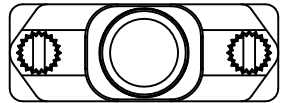
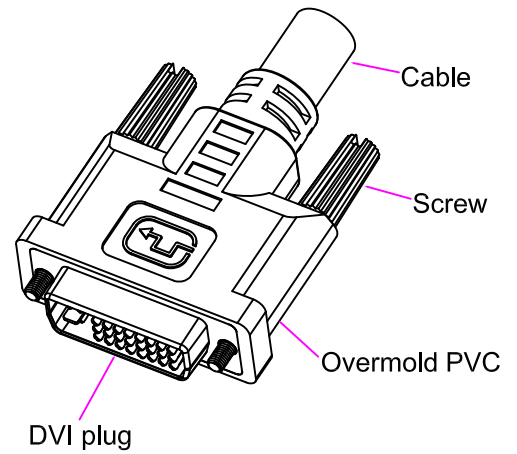
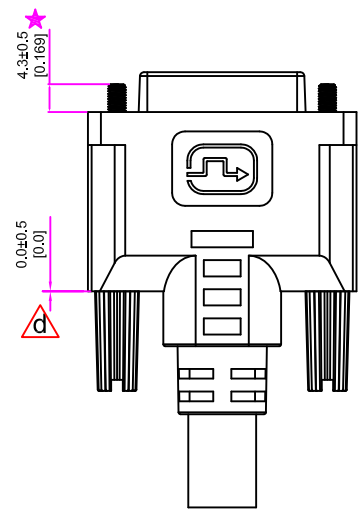
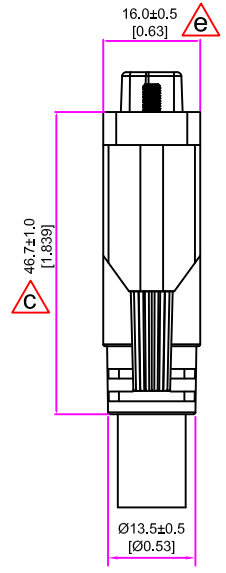
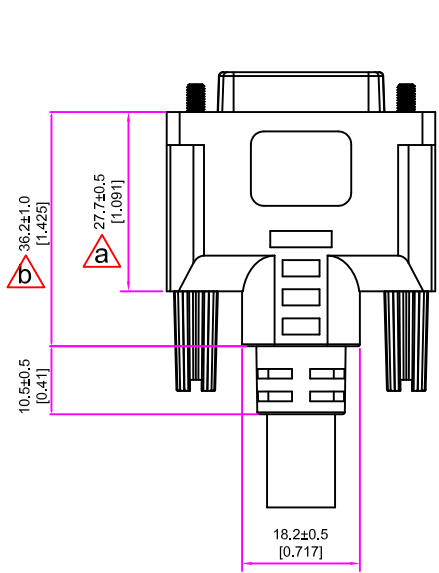
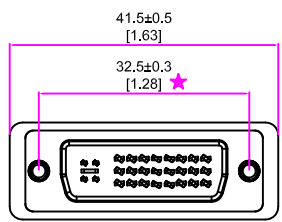
UNLESS OTHERWISE SPECIFIED: DIMENSIONS ARE IN MILLIMETERS [INCH] TOLERANCES ARE: .X ±0.5 ANGULAR ±0.5° .XX ±0.20 .XXX ±0.100	DRAWN BY Zoism	 CONNECT WITH CONFIDENCE
	CHECKED BY Kk So	
	APPROVED BY	OCP CHINA P/N: OCP P/N: (see table 3) CUSTOMER P/N: CUSTOMER REV.LEVEL: CUSTOMER NAME:
PROPRIETARY AND CONFIDENTIAL THE INFORMATION CONTAINED IN THIS DRAWING IS THE SOLE PROPERTY OF DESIGNS FOR OCP CHINA. ANY REPRODUCTION IN PART OF AS WHOLE WITHOUT THE WRITTEN PERMISSION OF DESIGNS FOR OCP CHINA IS PROHIBITED.		TITLE: DVIH M to DVI-I F cable assembly PROJECT NO.: DRAWING NO.: REV.: B
UNITS: mm / inch SCALE: Free SIZE: A4 SHEET 2 OF 2		

8 7 6 5 4 3 2 1

REVISIONS		
Rev.	DESCRIPTION	DATE
A	INITIAL RELEASE	28 Dec, 2015
B	Revise dimensions (see table 1)	07 Jan, 2016

Table 1: Rev. Δ

Sign	old dimension	new dimension
Δ	26.0mm [1.02"]	27.7mm [1.09"]
Δ	34.5mm [1.35"]	36.2mm [1.43"]
Δ	45.0mm [1.77"]	46.7mm [1.84"]
Δ	1.8mm [0.07"]	0.0mm [0.0"]
Δ	15.0mm [0.59"]	16.0mm [0.63"]



Note:
1. The dimension with "*" shall be strictly controlled.

<p>UNLESS OTHERWISE SPECIFIED: DIMENSIONS ARE IN MILLIMETERS [INCH] TOLERANCES ARE:</p> <p>.X ±0.5 ANGULAR ±0.5° .XX ±0.20 .XXX ±0.100</p>	<p>DRAWN BY: Zoism</p>	<p>ocp China CONNECT WITH CONFIDENCE</p>	<p>TITLE: DVI-I plug overmold</p>			
	<p>CHECKED BY: Kk So</p>		<p>OCPP CHINA P/N:</p>	<p>PROJECT NO.:</p>		
	<p>APPROVED BY:</p>		<p>OCPP P/N:</p>	<p>DRAWING NO.:</p>		
<p>PROPRIETARY AND CONFIDENTIAL</p> <p>THE INFORMATION CONTAINED IN THIS DRAWING IS THE SOLE PROPERTY OF DESIGNS FOR OCP CHINA. ANY REPRODUCTION IN PART OF AS WHOLE WITHOUT THE WRITTEN PERMISSION OF DESIGNS FOR OCP CHINA IS PROHIBITED.</p>			<p>PART NUMBER:</p>	<p>REV.: B</p>		
<p>CUSTOMER REV LEVEL:</p>		<p>CUSTOMER NAME:</p>	<p>UNITS: mm / inch</p>	<p>SCALE: Free</p>	<p>SIZE: A4</p>	<p>SHEET 1 OF 1</p>

8 7 6 5 4 3 2 1

8 7 6 5 4 3 2 1

H

G

F

E

D

C

B

A

H

G

F

E

D

C

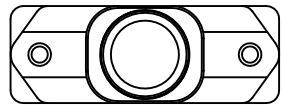
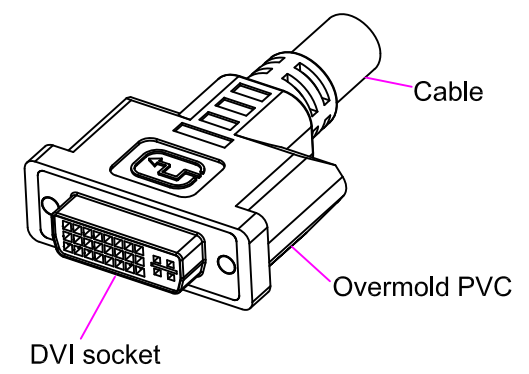
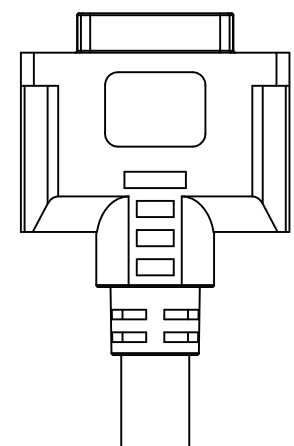
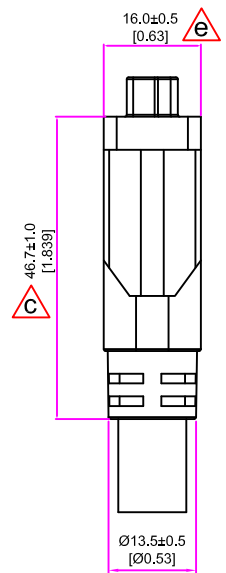
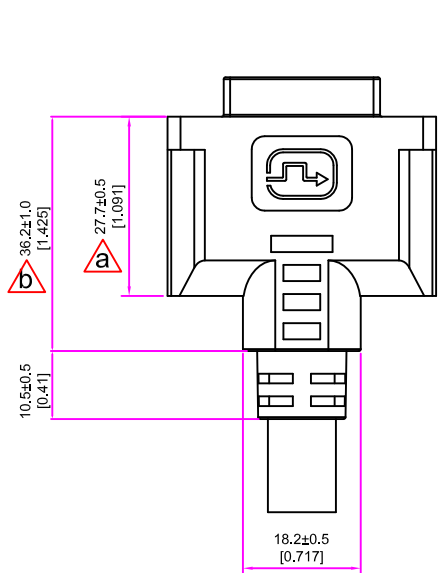
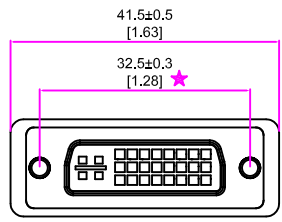
B

A

Table 1: Rev. B

Sign	old dimension	new dimension
	26.0mm [1.02"]	27.7mm [1.09"]
	34.5mm [1.35"]	36.2mm [1.43"]
	45.0mm [1.77"]	46.7mm [1.84"]
	15.0mm [0.59"]	16.0mm [0.63"]

REVISIONS		
Rev.	DESCRIPTION	DATE
A	INITIAL RELEASE	28 Dec, 2015
B	Revise dimensions (see table 1)	07 Jan, 2016



Note:
1. The dimension with "*" shall be strictly controlled.

UNLESS OTHERWISE SPECIFIED: DIMENSIONS ARE IN MILLIMETERS [INCH] TOLERANCES ARE: .X ±0.5 ANGULAR ±0.5° .XX ±0.20 .XXX ±0.100	DRAWN BY	Zoism		CONNECT WITH CONFIDENCE	
	CHECKED BY	Kk So			
	APPROVED BY		OCP CHINA P/N:	TITLE: DVI-I socket overmold	
PROPRIETARY AND CONFIDENTIAL THE INFORMATION CONTAINED IN THIS DRAWING IS THE SOLE PROPERTY OF DESIGNS FOR OCP CHINA. ANY REPRODUCTION IN PART OF AS WHOLE WITHOUT THE WRITTEN PERMISSION OF DESIGNS FOR OCP CHINA IS PROHIBITED.			OCP P/N:	PROJECT NO.:	
			PART NUMBER	DRAWING NO.:	
			CUSTOMER REV.LEVEL:	REV.: B	
			CUSTOMER NAME:		
UNITS: mm / inch		SCALE: Free	SIZE: A4	SHEET 1 OF 1	

8 7 6 5 4 3 2 1