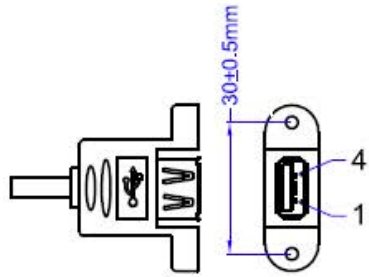




REVISIONS		
Rev.	DESCRIPTION	DATE
A	NEW DWG FRAME RELEASE	10/18/2019

OCP P/N	LENGTH
62-00129-01	1 FT ± 0.5 IN
62-00129-02	2 FT ± 1.0 IN
62-00129-03	3 FT ± 1.0 IN
62-00129-04	4 FT ± 1.0 IN
62-00129-06	6 FT ± 2.0 IN

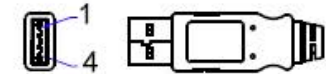


P1
USB A TYPE FEMALE

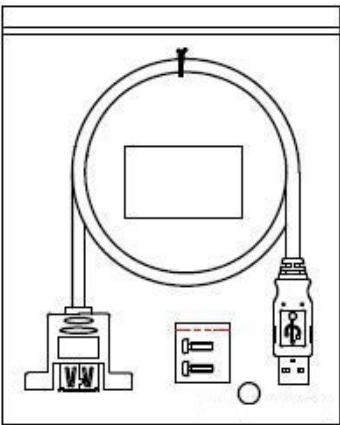
EMBEDDED
#4-40 NUT (2X)

BULK CABLE: UL2725,28AWG*1P+24AWG*2C,AL/FOIL
AND BRAID SHIELDING,JACKET PVC BLACK

THE COPPER FOIL WILL BE 100% WRAPPED
AROUND THE INNER MOLD AND WILL BE SOLDERED
TO BOTH THE SHIELDING OF THE USB CABLE AND
THE CONTACT SHELL OF THE MALE & FEMALE USB.



P2
USB A TYPE MALE

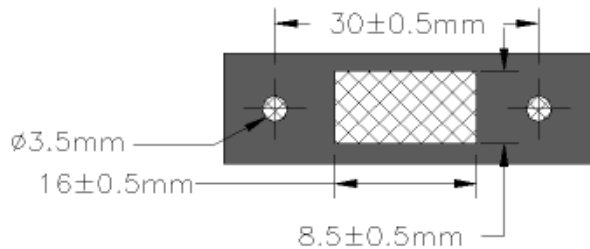


#4-40 SCREW QTY. 2 INSIDE PE BAG

WIRE LIST

USB A F	USB A M
1 — 24AWG RED	1
2 — 28AWG WHITE	2
3 — 28AWG GREEN	3
4 — 24AWG BLACK	4
SHELL — DRAIN WIRE	SHELL

RECOMMENDED PANEL CUTOUT



UNLESS OTHERWISE SPECIFIED:
DIMENSIONS ARE IN MILLIMETERS [INCH]
TOLERANCE ARE:

X ±0.5 ANGULAR ±0.5°
XX ±0.20
XXX ±0.1000

DRAWN BY: Joe Perez

CHECKED BY:

APPROVED BY: O. Acuña



TITLE: Panel Mount USB A Female to USB A Male Extension

OCP P/N: 62-00129-XX

DRAWING NO: **REV:** A

PROPRIETARY AND CONFIDENTIAL

THE INFORMATION CONTAINED IN THIS DRAWING IS THE SOLE PROPERTY OF OCP GROUP INC. PARTIAL OR TOTAL REPRODUCTION WITHOUT THE WRITTEN PERMISSION OF OCP GROUP INC IS PROHIBITED.



UNITS: MM

SCALE: FREE

SIZE: A4

SHEET 1 OF 1