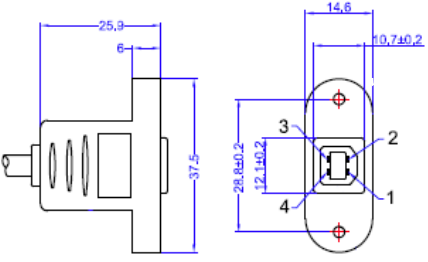


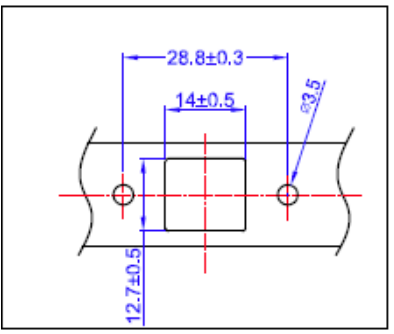
RoHS

REVISIONS		
Rev.	DESCRIPTION	DATE
A	NEW DWG FRAME RELEASE	9 Jan, 2017

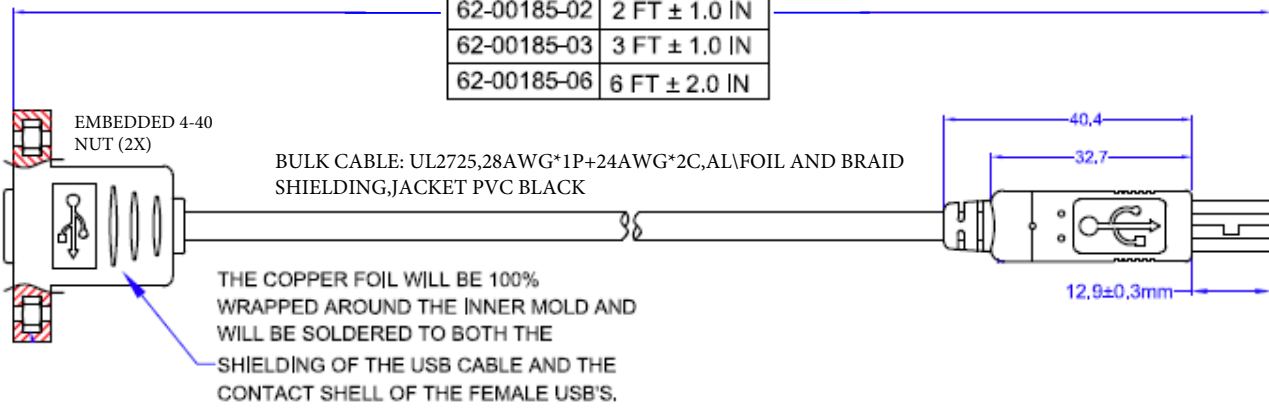
P1
USB B TYPE FEMALE



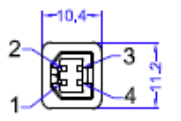
RECOMMENDED PANEL CUTOUT



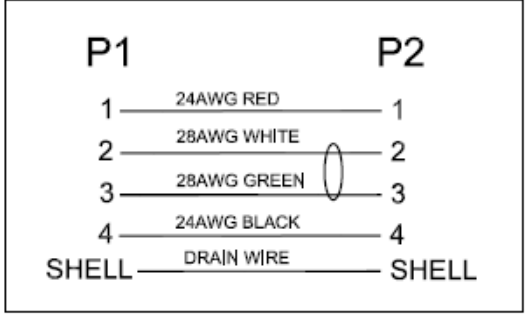
OCP P/N	LENGTH
62-00185-01	1 FT ± 0.5 IN
62-00185-02	2 FT ± 1.0 IN
62-00185-03	3 FT ± 1.0 IN
62-00185-06	6 FT ± 2.0 IN



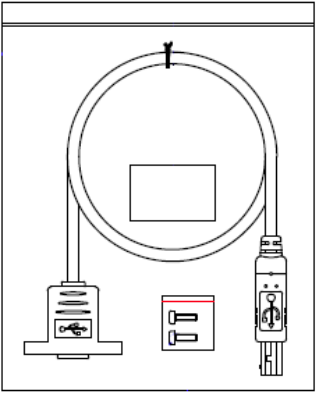
P2
USB B TYPE MALE



WIRE TERMINATIONS



4-40 SCREW QTY. 2 INSIDE PE BAG



UNLESS OTHERWISE SPECIFIED:
DIMENSIONS ARE IN MILLIMETERS [INCH]
TOLERANCE ARE:
X ±0.5 ANGULAR ±0.5°
XX ±0.20
XXX ±0.1000

DRAWN BY: JOE PEREZ
CHECKED BY:
APPROVED BY:



TITLE: **USB B PANEL MNT EXTENSION**

PROPRIETARY AND CONFIDENTIAL

THE INFORMATION CONTAINED IN THIS DRAWING IS THE SOLE PROPERTY OF OCP GROUP INC. PARTIAL OR TOTAL REPRODUCTION WITHOUT THE WRITTEN PERMISSION OF OCP GROUP INC IS PROHIBITED.

OCP P/N: **62-00185-XX**

DRAWING NO: _____ REV: **A**

UNITS: MM SCALE: FREE SIZE: A4 SHEET 1 OF 1