Drawing And Dimensions

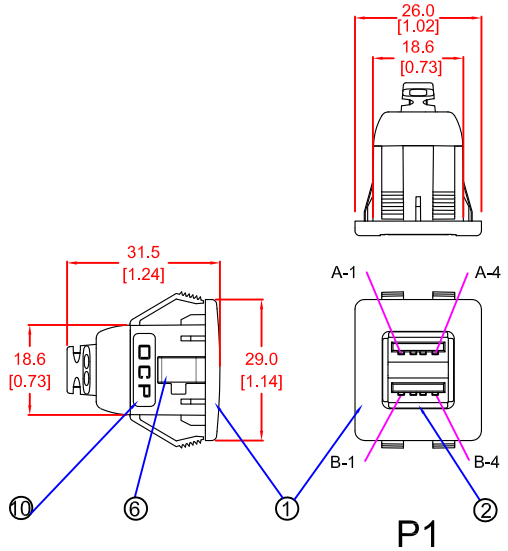

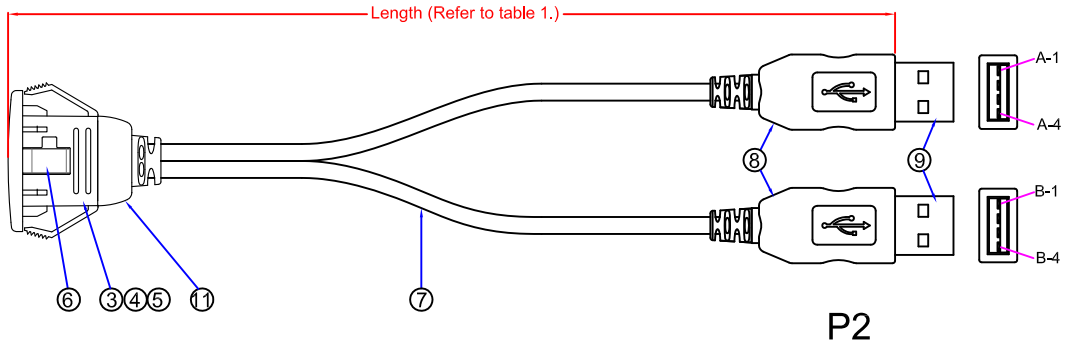

REVISIONS		
Rev.	DESCRIPTION	DATE
A	Initial Release	17 Jan, 2014
B	Revised customer P/N & label	25 Apr, 2014
C	Revised Cable and High Pot Test Data	28 Mar, 2016
D	Revised BOM #6 and #11, High Pot Test to 500V AC	28 Jun, 2016

Recommended Panel Cut Out Size (Panel Thickness : 0.5mm~3mm)

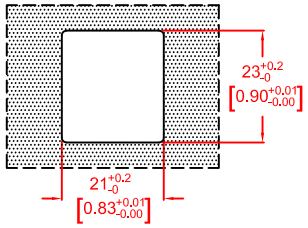

Table 1.

No.	OCP P/N	Length		
1	62-00202-01	1FT	305 mm±10	12 inch±0.4
2	62-00202-02	2FT	610 mm±20	24 inch±0.8
3	62-00202-03	3FT	915 mm±30	36 inch±1.2
4	62-00202-04	4FT	1220 mm±40	48 inch±1.6
5	62-00202-06	6FT	1830 mm±50	72 inch±2.0

ELECTRICAL CHARACTERISTICS:

1. Contact resistance: <2Ω.
2. Insulation resistance: 300V/DC, 50MΩ.
3. High pot test: 500V AC, 2mA/0.1Sec.

Note:

1. This is compatible products RoHS.

Wiring Diagram:

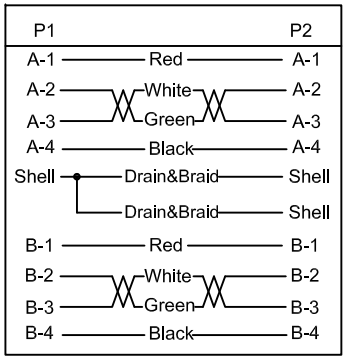

Bill Of Materials:

Item	Description	Quantity
⑪	Bushing, Material: PVC, Color:Black.	3g.
⑩	Label, OCP.	1pc.
⑨	USB A Male, Solder Type, Contact:Gold-Plate.	2pcs.
⑧	Overmold, Material:PVC, Color:Black.	10g.
⑦	USB 2.0 Cable:UL 2725 28AWG*1P(Green&White) + 24AWG *2C (Red&Black)+AEB, Jacket:PVC, OD:3.8mm, Color: Black,Length:Refer to table 1.	2pcs.
⑥	Grounding Contact Plate, Material:Stainless Steel, Nickel Plating.	2pcs.
⑤	PCB Holder, Material:ABS.	3g.
④	PCB, Material:FR-4, Thickness:0.6mm.	1pc.
③	Enclosure, Material:Nylon, Color:Black.	10g.
②	Dual USB A Female, Solder Type, Contact:Gold-Plate.	1pc.
①	Detachable Panel, Material:ABS, Color:Black.	5g.

UNLESS OTHERWISE SPECIFIED
DIMENSIONS ARE IN MILLIMETERS [INCHES]
TOLERANCES ARE:
MILLIMETERS: .X ±0.5, .XX ±0.20, .XXX ±0.100
INCHES: .XX ±0.02, .XXX ±0.008, .XXXX ±0.0040
ANGULAR ±0.5°

DRAWN BY: KK So
CHECKED BY: Zoism Zuo
APPROVED BY:

CONNECT WITH CONFIDENCE
OCP China

OCP CHINA P/N:	Refer to table 1.
OCP P/N:	Refer to table 1.
CUSTOMER P/N:	-
CUSTOMER REV.LEVEL:	A
CUSTOMER NAME:	-

TITLE: "SNAP IN" Dual USB A Connector
PROJECT NO.:
DRAWING NO.: JT1312012-06
REV.:
DO NOT SCALE DRAWING
SCALE: Free
SIZE: A4
SHEET 1 OF 1