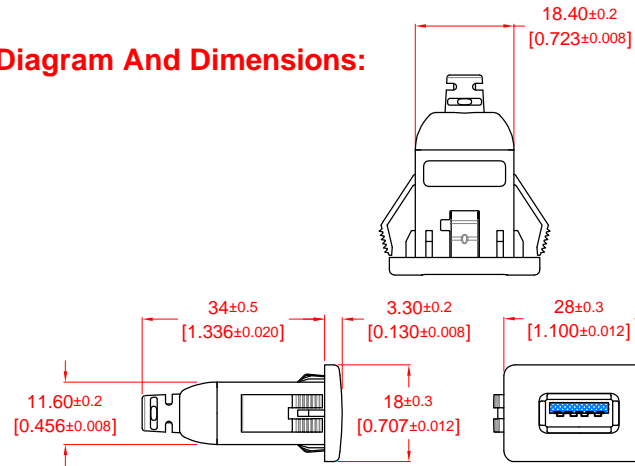
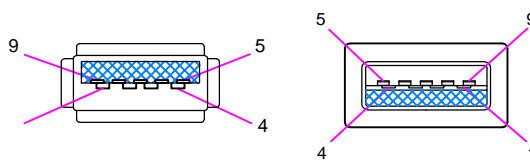


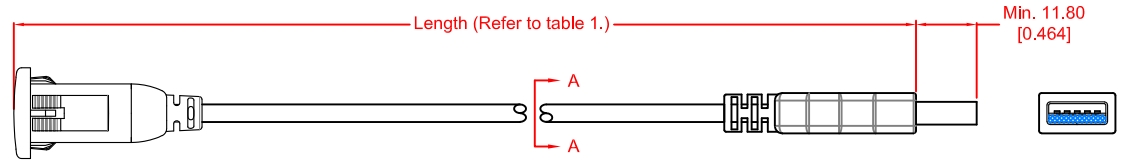
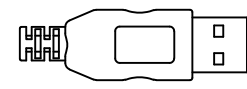
Diagram And Dimensions:



P1

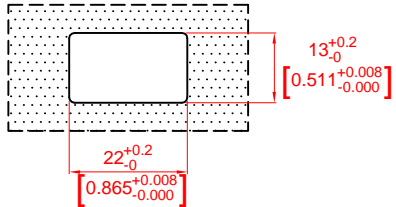


REVISIONS		
Rev.	DESCRIPTION	DATE
A	Initial Release	20 Apr, 2016

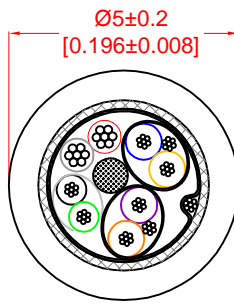


P2

Recommended Panel Cut Out Size (Panel Thickness : 0.5~2.54mm [0.02~0.1 inch])



Section A-A



Wiring Diagram:

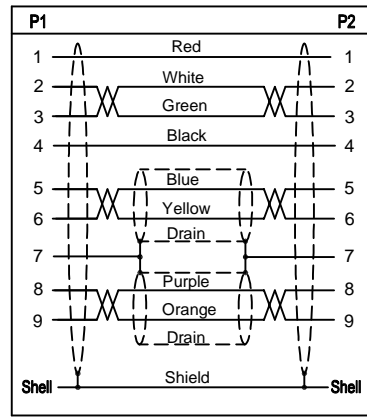


Table 1.

No.	OCP P/N	Length	
1	62-00208-01	305 mm±10	12 inch±0.4
2	62-00208-02	610 mm±20	24 inch±0.8
3	62-00208-03	915 mm±30	36 inch±1.2
4	62-00208-04	1220 mm±40	48 inch±1.6
5	62-00208-06	1830 mm±50	72 inch±2.0

Electrical Characteristics:

- Contact resistance: <math><2\Omega</math>.
- Insulation resistance: 300V/DC, 50M Ω .
- High pot test: 500V/AC, 2mA/0.1Sec.

Note:

- This is compatible products RoHS.

Technical requirement:

- Socket (P1) to cable bending test: $\pm 90^\circ$, loaded weight=500g, 30times/minute, R=0mm, bending cycles at 500 times minimum.
- Plug (P2) to cable bending test: $\pm 90^\circ$, loaded weight=500g, 30times/minute, R=0mm, bending cycles at 500 times minimum.
- Pulling force between socket (P1) and cable must pass 20kg force.
- Pulling force between plug (P2) and cable must pass 30kg force.

USB 3.0 Cable: 28AWG*2P+28AWG*1P+24AWG *2C
Jacket:PVC, OD:5mm, Color: Black

UNLESS OTHERWISE SPECIFIED DIMENSIONS ARE IN MILLIMETERS. [INCHES]	DRAWN BY KK So	CONNECT WITH CONFIDENCE	
TOLERANCES ARE: MILLIMETERS ARE: .X ±0.5, .XX ±0.2, .XXX ±0.10 INCHES: .XX ±0.02, .XXX ±0.008, .XXXX ±0.004	CHECKED BY Zoism Zuo	OCP CHINA P/N:	
ANGULAR ±0.5°	APPROVED BY	OCP P/N: Refer Table 1.	TITLE: Single USB 3.0 A Snap In Female To Male With Cable
PROPRIETARY AND CONFIDENTIAL THE INFORMATION CONTAINED IN THIS DRAWING IS THE SOLE PROPERTY OF OCP CHINA. PARTIAL OR TOTAL REPRODUCTION WITHOUT THE WRITTEN PERMISSION OF OCP CHINA IS PROHIBITED		CUSTOMER P/N:	PROJECT NO.: PJ1512011-01
		CUSTOMER REV.LEVEL:	DRAWING NO.: JT1603016 REV.: A
		CUSTOMER NAME:	SCALE: Free SIZE: A4 SHEET 1 OF 2