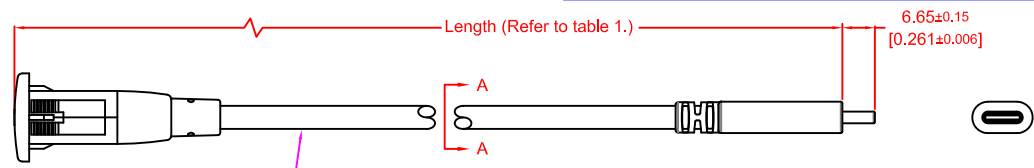
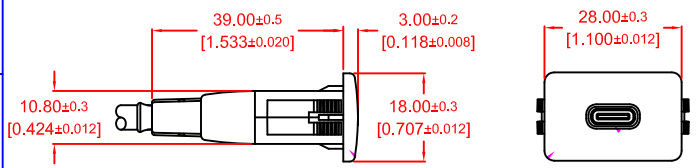
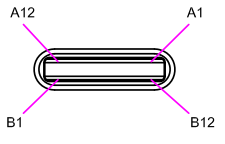
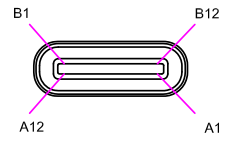
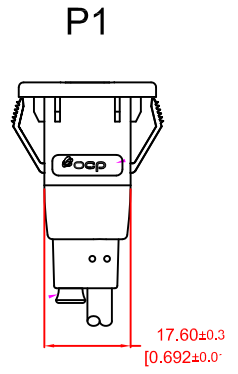
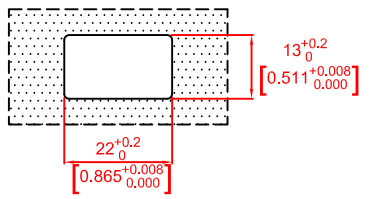


REVISIONS		
Rev.	DESCRIPTION	DATE
A	Initial Release	16 Oct, 2017

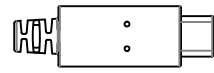
Diagram And Dimensions:



Recommended Panel Cut Out Size
(Panel Thickness : 0.5~2.54mm [0.02~0.1 Inch])



USB 3.1 Type C Cable: 32AWG*4P+32AWG*1P+32AWG*3C+24AWG *2C,
Jacket:PVC, OD:4.65mm, Color: Black



Wiring Diagram:




Table 1.

No.	OCP P/N	Length	
1	62-00211-01	305 mm±10	12 inch±0.4
2	62-00211-02	610 mm±20	24 inch±0.8
3	62-00211-03	915 mm±30	36 inch±1.2
4	62-00211-04	1220 mm±40	48 inch±1.6
5	62-00211-06	1830 mm±50	72 inch±2.0

Electrical characteristics:

- Contact resistance:<2 Ω
- Insulation resistance:300V/DC,>50M Ω
- High pot test: 100V/AC, 2mA/0.1Sec.
- All cable assemblies to be 100% tested for continuity,short & miswire.

Notes:

- All the materials used comply to RoHS Directive 2011/65/EU.
- Workmanship per IPC-A-620B Class.2.

UNLESS OTHERWISE SPECIFIED	DRAWN BY	Jason Qiu
DIMENSIONS ARE IN MILLIMETERS (INCHES)	CHECKED BY	Zoism Zuo
TOLERANCES ARE:	APPROVED BY	O. Acuña
MILLIMETERS: X ±0.5, XX ±0.2, XXX ±0.100, ANGULAR ±0.5°		
INCHES: XX ±0.02, XXX ±0.008, XXXX ±0.0040		

ocp China CONNECT WITH CONFIDENCE

OCP CHINA P/N: -	TITLE: Single Snap In USB 3.1 C Female To 3.1 C Male
OCP P/N: Refer to table 1.	
CUSTOMER P/N: -	PROJECT NO.:
CUSTOMER REV.LEVEL:	DRAWING NO.:
CUSTOMER NAME: AFTERMARKET	REV.: A

DO NOT SCALE DRAWING SCALE Free SIZE A4 SHEET 1 OF 2

PROPRIETARY AND CONFIDENTIAL
THE INFORMATION CONTAINED IN THIS DRAWING IS THE SOLE PROPERTY OF OCP CHINA. PARTIAL OR TOTAL REPRODUCTION WITHOUT THE WRITTEN PERMISSION OF OCP CHINA IS PROHIBITED